ARGE Neue Medien

Internationale data quality guideline 2.0

Annex:

Definition of data content

ARGE Neue Medien e. V.
Technologiepark 12
33100 Paderborn
Phone. +49 5251 87288-0
E-Mail: info@arge.de
Internet: www.arge.de

Contents

1 National supplements 4
1.1 Netherlands: 4
2 Catalogue level 5
2.1 Header data for complete data delivery 5
2.2 Classification of documents at header level 6
3 Article level 7
3.1 Article data 7
3.1.1 Article numbers 7
3.1.2 Article types 8
3.1.3 Validity of article 9
3.1.4 Alternative, phase-out and follow-up article 10
3.1.5 Deep Link 10
3.1.6 Details of raw materials relating to article 11
3.1.7 Check number 11
3.1.8 Energy efficiency category 11
3.1.9 Article accessories 12
3.2 Prices 12
3.2.1 Price on inquiry 12
3.2.2 Factory list price 13
3.2.3 Recommended retail price (RRP) 13
3.2.4 VAT 13
3.3 Article texts 14
3.3.1 Short text 1 and 2 14
3.3.2 Sequence of attributes in short texts 15
3.3.3 Long texts 15
3.3.4 Dimension texts 16
3.4 Group allocation 16
3.5 Logistics 16
3.5.1 Net dimensions and weights: 17

3.5.2 Packaged basic articles 17
3.5.3 Packaging units (VPE) 18
3.5.4 Minimum order quantity 21
3.5.5 Hazardous material 21
3.5.6 Article sets 22
3.5.7 Shelf life 22
3.5.8 Standard delivery time 22
3.5.9 Exportable articles 23
3.6 Mediadata for articles 23
3.6.1 Images 24
3.6.2 Media types for images 26
3.6.3 Documents 26
3.7 Information about attributes for an article 27
4 Definition of long texts 27
5 Definition of groups 28
5.1 Commodity group 28
5.2 Product group 28
5.3 Discount group 28
5.4 Bonus group 29
5.5 Group document allocation 29

Change history:

3.1.2 Articeltypes: new type (STG)

3.1.6 Commodity detail items: commodity listing from decimal15,3 to decimal15,2

3.2.1 Price on request: Boolean true/false

3.2.4 VAT: No use of a code list, real VAT in percent decimal 2,2

3.6 Mediadata for articles: file name extention 3 or 4 characters

3.7 Attributes: The table item attributes were adapted structure and content

5.1 commodity_group: Text 10 to String 3

5.2. product_group: Text 10 to String 10

5.3. discount_group: Text 10 to String 3

5.4. bonus_group: Text 10 to String 35

The entire information of a delivery of master data are divided into the levels indicated on header level (header data) and information at the item level (product data).

1 National supplements

Complementing transnational definition of the data content known country specifics are explicitly listed in this section and must be observed in data deliveries for the respective country.

1.1 Netherlands:

Shorttext 1 and 2. (Chapter 3.3 product texts)

The short text is required for as clear as possible a description of an article in business processes. This applies above all to the further use of the short text without further processing in downstream systems and for example in offers, orders, delivery notes, shops and invoices.
It includes a **unique, legible, understandable and product-related** description of the article. The short text comprises 70 characters, consisting of two lines of 35 characters each.

Duplicate text is not permitted. Note: In the case of spare parts, duplicate text can be avoided if the article number is used in the text.

Content	Description	Structure
short_text_1	Max. 35 letters	Text 35
short_text_2	Max. 35 letters	Text 35

Export BMEcat:

Articles which are intended for export as BMEcat, the attributes "series" and "type" must include. Products do not have the two attributes, and have the price_on request = true, are not included in an export in the format BMEcat.

Example for the attribute system:

Content	Description	Value
attribute_system	These fields are for 2BA and BMEcat duty	2BA
attribute_feature	Indication whether type or series	Typ / Serie
attribute_value	Name of the type or series of the article	String 35

2 Catalogue level

The information at catalogue level relates to the entirety of the articles and serves to enable supplier- and catalogue-specific identification of the supplied data.

A catalogue is a master data record. A supplier may have several catalogues which divide its overall range into sub-ranges. Division into product areas, brands or products and replacement parts is conceivable, for example. Overarching documents can be assigned to the delivery of data at catalogue level.

2.1 Header data for complete data delivery

Table: header

The information about data content at header level relates in the first instance to all known information about the respective data supplier. This is followed by general information about the complete data delivery

Content	Description	Structure
manufacturer_ID	Serves to uniquely identify the participant. This is issued by ARGE for member companies of ARGE. Companies can use the GLN (Global Location Number) or the D-U-N-S (Data Universal Numbering System) for global identification of the entire company or works description as well as the address.	Whole number 35
manufacturers_short_name	Specification of the company name in brief without the respective legal form	Text 20
manufacturer_abbreviation	Technically necessary 2-character identifier The identifier is also used in the media data. This identifier is issued for the manufacturers in ARGE Neue Medien systems.	Text 2
manufacturer_GLN	Companies can use the GLN (Global Location Number) for global identification of the entire company or works description as well as the address.	String 13
manufacturer_DUNS	Companies can use the D-U-N-S (Data Universal Numbering System) for global identification of the entire company or works description as well as the address.	String 9
catalogue_ID	Clear identification of catalogue comprising data supplier ID, country code and catalogue name Structure: Data supplier ID:Country code:Catalogue name	Text 35
catalogue_name	Descriptive name of the catalogue that consistently refers to all data deliveries for this catalogue.	Text 35
start_of_validity	The start of validity indicates from which date the catalogue is valid. Information about validities at article level (*cf. 2.1.3 Validities of article*) **always** has priority.	Date (DDMMYYYY)

end_of_validity	The end of validity indicates the date until which the catalogue is valid. Information about validities at article level (*cf. 2.1.3 Validities of article*) **always** has priority.	Date (DDMMYYYY)
data_delivery_designation	Content-related description of the respective data delivery, e.g. “Price list 2015”.	Text 35

2.2 Classification of documents at header level

Table: header_document_allocations

(Multiple) supplementary documents can be generally allocated to a data delivery, for example descriptions, brochures, videos or the company logo.

Content	Description	Structure
document	Name of the document file (observe file naming convention *cf. 2.7 Media data for articles*)	Text 35
document_type	Type selection, e.g. brochure or company logo	Code list[1] *2 Document type*
image_use	Web image or print image: Specification only relevant for images.	Code list *3 Picture use*
document_designation	Detailed description of content of allocated documents. This assists the transparency and structuring of the documents.	Text 40
document_sequence	Specification of sorting sequence when several documents are assigned to the whole data delivery, for instance as an illustration in a shop	Whole number

[1] The corresponding code lists are enclosed as Annex *International Data Quality Guideline - Annex Code Lists* of the data quality guideline.

Note:

Information on content, basic article date, article texts, attributes, prices, groups, logistics, media data is set out in separate chapters to enable transparency and to facilitate topic searches.

This classification is **not** based on any hierarchical order or sorting of the information about article master data.

3 Article level

3.1 Article data

The article data contains all information about an article at article level.

3.1.1 Article numbers

Table: article

The clear allocation and identification of data is just as important as its completeness and up-to-dateness. A key factor here is that the article numbers used in the master data are structured in the same manner as those in the print media (*factory article number catalogue*). The article number must correspond to the number printed on the articles. A distinction is made between the following article numbers:

Factory article number

The factory article number is the central key identifier and is issued to enable unique (re-)identification of an article. It must clearly identify the article across all sub-ranges, catalogues and variants and is issued by the company ex works.

Content	Description	Structure
factory_article_number	Unique article number consisting of figures and letters, without spaces and special characters; example: JKS300620112	Text 35

Factory article number catalogue

An additional "*factory article number catalogue*" may also be specified if this differs from the actual factory article number in terms of the characters used, character length and number of characters (e.g. PDF documents). In practice the structure of the *factory article number catalogue* is comparable to the factory article number. However, special characters such as *spaces* are used in the corresponding print medium. This improves the legibility of the number.

Content	Description	Structure
factory_article_number_catalogue	Spaces and special characters are possible and the number of characters may differ from the factory article number; example: JKS_300/620 112 in the catalogue used	Text 50

GTIN

The GTIN is the successor to the former EAN and constitutes a unique article key across the European region. The specification of the GTIN is a key quality feature of the actual products. However, no GTIN is available for certain exceptions in the product range (*cf. chapter 3.1.2*).

Content	Description	Structure
GTIN (EAN)	A number of up to 14 characters by means of which products and packages can be uniquely identified. The GTIN is issued and managed by Global Standards One (GS1).	GTIN format

3.1.2 Article types

Table: article

Article types are defined to take account of article specifics in terms of quality control. The following table provides an overview of the possible article types and their content-related description.

Article type	Definition	Structure
Standard article	All articles which are not allocated to one of the other article types below constitute standard articles.	Code list *1 Article types*
Replacement part	Articles that can replace damaged, defective or worn articles.	Code list *1 Article types*
Variants	Articles that usually feature a high number of identical parts or groups, but may differ in terms of form and/or function (such as colour combination, surface material, handle types).	Code list *1 Article types*
Customised production	Articles that are custom manufactured for a customer and are fundamentally different from other articles.	Code list *1 Article types*
Service / Software	A service may be for instance the calibration of measuring equipment (calibration fee) or oversizes (for instance oversizing of shower enclosures by the manufacturer)	Code list *1 Article types*
Package / Set	When several articles are combined to form a single article, this constitutes a set or package.	Code list *1 Article types*
Special article	Articles, such as sample panels, which are not standard articles and which cannot be allocated to any other article type constitute special articles.	Code list *1 Article types*
Calculation article	Calculation articles are articles, on the basis of which articles can be specified in greater detail (e.g. sqm of a radiator). These cannot be ordered and serve calculation or costing purposes for an orderable article. Example: Individual parts of a radiator	Code list *1 Article types*
Bulk materials	Bulk materials refers to a granular or pelletised good that comes in a pourable form, such as sand or gravel	Code list *1 Article types*

3.1.3 Validity of article

Table: article

The term “validity” covers both the article and price validity. The validities therefore refer both to the article and information about the prices.

The validity information at article level may differ from the information in the header data, which refers to the delivery as a whole. If no validities are defined at article level, the information at header level will apply. Information at article level therefore takes precedence. The information at header level is *over-ridden*.

Start of validity

Example: The start of validity of the entire data delivery at header level is 1 January 2016, and a new article becomes valid from 1 April 2016.

Content	Description	Structure
start of validity	Start of validity at article level: **Priority over validity at catalogue level.**	Date (DDMMYYYY)

End of validity

Example: The end of validity of the entire data delivery at header level is 31 December 2016, and an article becomes invalid from 30 June 2016.

Content	Description	Structure
end of validity	End of validity at article level: **Priority over validity at catalogue level.**	Date (DDMMYYYY)

3.1.4 Alternative, phase-out and follow-up article

Table: article

Alternative articles are articles that resemble the original article and can be used in its place. Alternative articles must therefore be available in the product range.

A phase-out article is an article which is to be removed from the product range. This is always provided with a phase-out date in the data set. If there is a follow-up article for a phase-out article, this is labelled accordingly and the article number of the follow-up article will be required. Up to three follow-up articles may be specified as needed. Follow-up articles must also be available in the product range.

Content	Description	Structure
alternative_article	Specification of article number of alternative article.	Text 35
discontinua-tion_article	Identification: Yes, No, Yes-Successor with follow-up article	Code list *11 Phase-out ID*
discontinua-tion_date	Specification of expected phase-out date (if the article concerned is identified as a phase-out article).	Date (DDMMYYYY)
follow-up_arti-cle_number	Article number of the follow-up article that needs to be present in the data delivery of this catalogue. The follow-up article must be specified if the article is labelled as a *phase-out article with follow-up article* (max. specification of three possible follow-up articles).	Text 35

3.1.5 Deep Link

Tabelle: article

The specification of a deep link (URL) is an addition and links to the corresponding web page of the industrial enterprise where further information about the article may be found.

Additionally, there is an option to add a description of the respective deep link. This information is recommended to increase transparency particularly if multiple deep links are used.

The manufacturer is responsible for managing and updating the content of the deep links. Note that a system modification will also entail an update of the data sets.

Content	Description	Structure
deep_link_URL	http://www.hersteller.com/artikel/artiklenummer/4711211	Text 200
deep_link_de-scription	Description of deep link	Text 200

3.1.6 Details of raw materials relating to article

Table: raw_materials

Information about the raw materials in an article refers to the substances contained in a product. Only the price-relevant raw materials of a product need to be transferred. Multiple raw materials may be specified per article with further information:

Content	Description	Structure
material	Raw material to which the information refers	Code list *4 Raw material*
weight_basis	Total weight of the article	Decimal 18,3
basis_unit	Unit of weight in accordance with code list.	Code list 5 *Units of measure*
propor-tion_by_weight	Proportion by weight of the said raw material in percent	Decimal 18,3
proportion_unit	Proportional unit for the raw material	Code list 5 *Units of measure*
quota-tion_of_raw_ma-terial	Disclosure of the raw material price used to calculate the price (per 100 kilogrammes of the raw material)	Decimal 15,2

3.1.7 Check number

Table: article

The **Tested Safety** seal (GS mark) certifies that a ready-to-use product satisfies the requirements of the the German Product Safety Act (Produktsicherheitsgesetzes, ProdSG). The GS mark is the only statutorily regulated test mark for product safety in Europe.

Content	Description	Structure
check_number	Specification of check number of consumer protection association pertaining to allocation of the ‘GS’ tested safety mark	Text 35

3.1.8 Energy efficiency category

Table: article

Energy efficiency is a measure of the energy a product requires. It is stated on the energy label. An energy label increases the comparability of electrical appliances for the end customer and thus constitutes an important decision-making criterion for the purchase of such a product. Additionally, it is intended to motivate manufacturers to develop equipment that operates efficiently.

A well-known example of this is the **EU energy label** for heating systems.

Articles from the heating sector may have different energy-efficiency classes and consequently also energy labels depending on how they are integrated into various devices, such as compound systems.

This is not currently displayed by ARGE Neue Medien. At present further energy labels relating to attributes can be provided. The next version of the DQG will create a suitable solution for displaying multiple energy labels for an article.

Content	Description	Structure
energy_efficiency_category	Specification of an efficiency category from A+++ to G in accordance with the EU regulation - *http://eur-lex.europa.eu/LexUriServ/LexUriServ.do?uri=OJ:L:2010:153:0001:0012:EN:PDF*	Code list *12 Efficiency category*

3.1.9 Article accessories

Table: article_attachments

If one or more articles from a manufacturer's product range are available as accessories to a product, these are allocated via the factory article number. All specified accessories must be available in the product range. Accessories include for example mounts and screws for washstands or mounts for hygiene articles.

Content	Description	Structure
article_attachment_number	Factory article number of the accessory	Text 35
article_designation	Indication as to whether the accessory is necessary in order to use the product, e.g. washbasin mounting set	true/false
quantity	Number of accessories allocated to a product	Decimal 18,3
quantity_unit	Unit of quantity of allocated article, e.g. PCE for piece	Code list *5 Units of measure*

3.2 Prices

3.2.1 Price on inquiry

Table: article

A price on inquiry (POI) may be selected as an alternative to a specific article price. If an article is labelled *price on inquiry*, no further prices may be specified.

Content	Description	Structure
price_on_request	Specification as to whether price will only be provided on request; Example: Customised production	true/false

3.2.2 Factory list price

Table: article

Content	Description	Structure
factory_list_price _value	Price specification according to different price types	Decimal 18,2
factory_list_price _currency	Currency information of value	Code list *9 Currency*
factory_list price _basis	Quantity of the article on which the price is based	Whole number 9
factory_list_price_ price_quan-tity_unit	Unit of quantity of the article on which the price is based; e.g.: piece, set, litre, kilogramme	Code list *5 Units of measure*

3.2.3 Recommended retail price (RRP)

Content	Description	Structure
RRP_price_value	Price specification according to different price types	Decimal 18,2
RRP_currency	Currency information of value	Code list *9 Currency*
RRP_price_basis	Quantity of the article on which the price is based.	Whole number 9
RRP_quan-tity_unit	Unit of quantity of the article on which the price is based; e.g.: piece, set, litre, kilogramme	Code list *5 Units of measure*

Note: Each price specification is stated net of VAT in all cases (see 2.2.4).

3.2.4 VAT

Table: article

Here the Article corresponding tax rate is used as a decimal 2.2

Content	Description	Structure
value_added_tax _class	VAT in percent	Decimal 2,2

3.3 Article texts

In terms of content a distinction is made between the deliverable texts that precisely describe an article or a group of identical articles. Short texts relate to the description of an article in short form. Long texts describe the product group of the specific article in detail. Dimension texts describe the additional specified variation options of the article, such as the dimensions or weight of the article.

The texts of a data delivery must be described in a consistent language.

The following general requirements apply to all texts:

Code	Description
Standard scripts	Latin, Cyrillic
Permitted character set based on UNICODE	U0020 - U007F Latin Basic without control character U00A0 - U00FF Latin-1 sub-element without control character U0100 - U017F Latin Extended-A U0400 - U04FF Cyrillic The permitted number of characters is enclosed with the interface specification. The languages can be specified via this number of characters.
Languages	Examples: Czech, Danish, English, French, Finnish, German, Italian etc.

3.3.1 Short text 1 and 2

Table: article

The short text is required for as clear as possible a description of an article in business processes. This applies above all to the further use of the short text without further processing in downstream systems and for example in offers, orders, delivery notes, shops and invoices.
It includes a **unique, legible, understandable and product-related** description of the article. The short text comprises 80 characters, consisting of two lines of 40 characters each.

Duplicate text is not permitted. Note: In the case of spare parts, duplicate text can be avoided if the article number is used in the text.

Content	Description	Structure
short_text_1	Max. 40 characters possible, observe sequence of attributes	Text 40
short_text_2	Max. 40 characters; logical separation from short text 1 without continuous text or hyphenation; observe sequence of attributes	Text 40

3.3.2 Sequence of attributes in short texts

Compliance with an attribute sequence is important for data quality, provided information for the attributes in question can be delivered.

	Text attribute	Comment	Examples
1	Manufacturer	The manufacturer's name is to be stated at the start of the short text. It is up to the manufacturer to decide how to present the short text. If the manufacturer's name is abbreviated, the chosen abbreviation must be used throughout.	Friedrich Grohe => FG
2	Article designation	The designation is stated in the singular. The article designation is freely definable by the manufacturer.	Single-lever washbasin mixer
3	Range	The range is stated in the manufacturer's specific spelling. The employed spelling must be maintained throughout.	Europlus
4	Model designation / model number	No line break is permitted within the model designation/model number. In case of replacement articles, the article number may be used in the short text for the sake of clarity.	33155
5	Property	Special technical characteristics of the product are stated here.	electronic
6	Dimensions	<u>Dimensional sequence:</u> Sanitary: Recommended l/d x w x h Heating: Recommended h x w x l/d The decimal character is a comma, without blank. The character for inch is “. Mixed fractions are permitted.	DN15
7	Extended properties	Specification of colour, surface type, glass type, product profile or other differentiating properties.	Chrome

3.3.3 Long texts

Table: long_text

A long text describes the entire product family or product group for each article, for example the potential length and width specifications of a shower tray or the potential heights of a shower enclosure. The long texts are provided to the customer for example in offers or shop systems. The long text consists of up to 99 long text lines, each made up of a line number and a line text.

Long texts are managed across all articles. Allocation to an article is done by specifying the long text number.

Content	Description	Structure
long_text_number	Identification number	Text 8

3.3.4 Dimension texts

Table: product_specific_text

A dimension text is an article-related specification of the long text. The dimension text is made up of up to 99 lines, each with a line number and a text, for instance to describe specific characteristics of an article in detail that do not apply to all products of this group.

Content	Description	Structure
product_specific_text_line_number	Serial line number of the product specific text 1-99	Whole number 2
product_specific_text_line	Text content: maximum 40 characters per line	Text 40

3.4 Group allocation

All articles are classified into different group structures. Four group types are pre-defined and the company is responsible for the naming and classification of the individual groups. The group types are not subject to any structure. The classification of the individual groups is performed based on the different usage of the articles. The pre-defined group types are:

- Commodity group
- Product group
- Bonus group
- Discount group

Reference to the associated group is established via a unique identification number (group ID), which is managed at article level.

Content	Description	Structure
commodity_group_ID	Identification number, reference to the corresponding commodity group Article is allocated to this commodity group	Text 3
product_group_ID	Identification number, reference to the corresponding product group Article is allocated to this product group	Text 10
discount_group_ID	Identification number, reference to the corresponding discount group Article is allocated to this discount group	Text 4
bonus_group_ID	Identification number, reference to the corresponding bonus group Article is allocated to this bonus group	Text 35

3.5 Logistics

The provision of data in the area of logistics is important for all market partners. The data content described below can be used for instance to plan routes and calculate and optimise storage space for dealers. Logistical data refers to the basic information about the dimensions and weights of an article, the minimum order quantity and the packages.

Logistics also includes information about shelf life, hazardous materials, bulk materials and delivery times.

3.5.1 Net dimensions and weights:

Table: article

Information about net dimensions and weights is basic information and relates to an unpackaged article. Data is managed for each dimension and weight of an article in accordance with the corresponding code list, as well as the type of packaging

Content	Description	Structure
Type of packaging	Definition of the type of packaging, e.g. cardboard box, basket, etc.	Code list *7 Type of packaging*
Dimension	Example: Weight and dimensions of an article	Code list *6 Dimensions*
Dimension value	Dimension/weight value (value must be greater than 0)	Decimal 18,3
Unit of measure	Unit of relevant measure/weight	Code list *4 Units of measure*

3.5.2 Packaged basic articles

A distinction is made between the packaged basic article (1 unit of packaging) and the gross dimensions and weights of the packaging units.

The specifications of the length of sides A, B, C are based on a (notional) cuboid around the packaged basic article including packaging. The gross weight must be equal to or greater than the net weight. When bags are used, the maximum possible dimensions of the bag (A, B, C) form the basis of the dimension specifications.

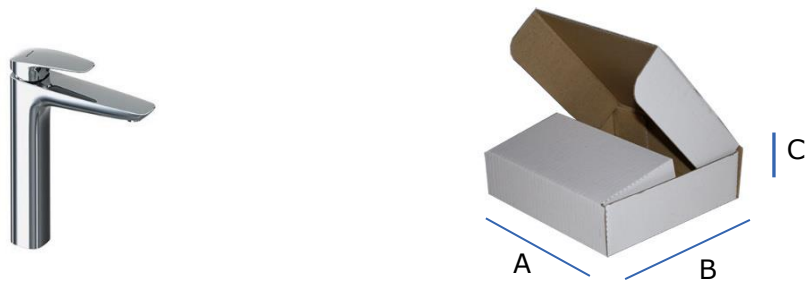

Fig. 1: Dimensions of the basic article in a notional cuboid

The following dimensions and weights are to be given:

Content	Description	Structure
measure_A	Dimension A of packaged basic article incl. packaging	Decimal 18,3
measure_unit_A	Unit of measure for dimension A	Code list 5 *Units of measure*
measure_B	Dimension B of packaged basic article incl. packaging	Decimal 18,3
measure_unit_B	Unit of measure for dimension B in accordance with code list	Code list 5 *Units of measure*
measure_C	Dimension C of packaged basic article incl. packaging	Decimal 18,3
measure_unit_C	Unit of measure for dimension C in accordance with code list	Code list *5 Units of measure*
weight	Weight of basic article	Decimal 18,3
weight_unit	Unit of measure for weight in accordance with code list	Code list *5 Units of measure*
packaging_quantity	Specification of number of packages of which the basic article consists. E.g.: Shower enclosure is supplied in 2 cardboard boxes (= 2 packages)	Whole number

3.5.3 Packaging units (VPE)

Table: article

Each packaging unit is defined by the specifications type of packaging, packaging quantity and packaging quantity unit. The requisite dimension and weight specifications and, as a rule, a dedicated GTIN is specified for each defined packaging unit.

Content	Description	Structure
packaging_unit_1_packaging_type	Definition of the type of packaging, e.g. cardboard box, basket, etc.	Code list *7 Type of packaging*
packaging_unit_1_quantity	Number of basic articles included in the packaging unit	Decimal 18,3
packaging_unit_1_quantity_unit	Unit of basic articles included; e.g.: PCE for piece	Code list *5 Units of measure*
packaging_unit_1_GTIN_EAN	Allocation of a new GTIN/EAN for the packaging unit **This GTIN does not correspond to the GTIN for the article.**	GTIN

packag-ing_unit_1_meas-ure_A	Dimension A of the packaging unit	Decimal 18,3
packag-ing_unit_1_meas-ure_A_unit	Unit of measure for dimension A	Code list *5 Units of measure*
packag-ing_unit_1_meas-ure_B	Dimension B of the packaging unit	Decimal 18,3
packag-ing_unit_1_meas-ure_B_unit	Unit of measure for dimension B	Code list *5 Units of measure*
packag-ing_unit_1_meas-ure_C	Dimension C of the packaging unit	Decimal 18,3
packag-ing_unit_1_meas-ure_C_unit	Unit of measure for dimension C	Code list *5 Units of measure*
packag-ing_unit_1_weight	Weight of the packaging unit	Decimal 18,3
packag-ing_unit_1_weight_unit	Unit of measure of weight of the packaging unit	Code list *5 Units of measure*

VPE 1 corresponds to a VPE quantity of 4 with the VPE unit of quantity CT (cardboard box).

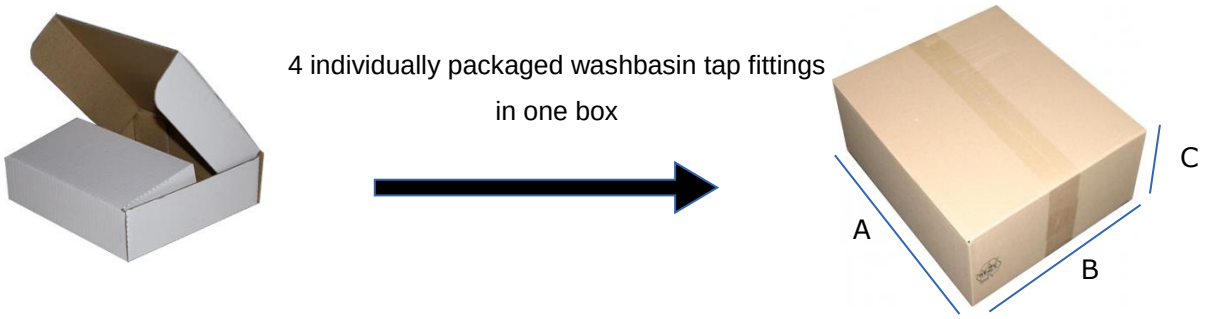

Fig. 2: Example of a packaging unit 1

VPE 2 corresponds to a VPE quantity of 36 with the VPE unit of quantity PAL (pallet).

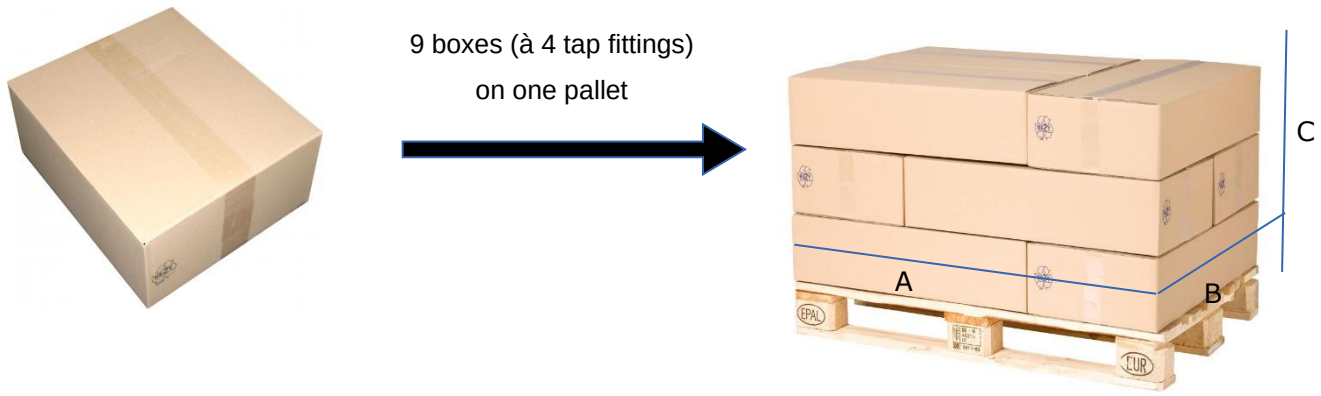

3.5.4 Minimum order quantity

Table: article

The minimum order quantity of an article signifies the smallest orderable quantity of an article. The units of quantity are defined in a corresponding code list.

Content	Description	Structure
min_order_quantity	Minimum order quantity: always greater than 0 Example: Quantity (5) or length specifications (2.5)	Decimal 18,3
min_order_unit	Unit of the minimum order quantity Example: PCE for piece, MTR for metre	Code list 5 *Units of measure*

3.5.5 Hazardous material

Table: article

If an article is classified as hazardous material, additional information about the UN number, hazard class and carriage category are required. The specifications for identification as a hazardous material are important for example for special requirements on the driver of these goods (training) or special identification of the vehicle performing the transport.

Content	Description	Structure
hazardous_material_ID	Indication is necessary if the article is hazardous material	true/false
UN_number	Article number of the hazardous material	Text 35
danger_class	Specification of danger class: Classification into risk categories	Code list 8 *Danger class*
carriage_category	Important information regarding transportation of the article	Code list *13 Carriage category*

3.5.6 Article sets

Table: article_sets

An article set contains a list of article numbers aggregated into a total package. Accordingly, article sets are made up of set articles (sub-articles) and together they form the initial article or a package with a new factory article number. All specified set articles must be available in the product range and capable of being ordered individually.

Content	Description	Structure
allocated_article	Article number of the allocated article. Example: JKS300620112	Text 35
quantity	Number of allocated articles for the relevant article set/package, e.g.: 5	Whole number
quantity_unit	Unit of quantity of allocated article, e.g.: PCE for piece	Code list *5 Units of measure*

3.5.7 Shelf life

Table: article

It may make sense to specify the use-by period for some products. This is particularly expedient if the functionality of these products will become restricted after a certain period or they can no longer be used (e.g. self-adhesive pipe insulation)

Content	Description	Structure
durability_period	Specification of period in months 1-99 “99” denotes no time restrictions	Whole number

3.5.8 Standard delivery time

Table: article

The delivery time calculates the period between the placement of the order through to the availability of the goods from the associated market partners. If an article is not in stock at a dealer, specification of a standard delivery time by the manufacturer can provide an overview for the further planning of the participating tradesmen and architects.

Content	Description	Structure
standard_delivery_period	Specification of a delivery period, given in workdays	Whole number

3.5.9 Exportable articles

Table: article

An article will be labelled as exportable if it has been approved for export, irrespective of the country of import. Exportable articles must also contain information about the country of origin and article number.

Content	Description	Structure
exportable	Indicate whether this article is approved for export.	true/false
country_of_origin	Input is **necessary, if the article is exportable**: Country of origin = The country in which the article was produced or in which the last substantial processing work took place	Code list *15 Country*
commodity_number	Input is **necessary, if the article is exportable**: Statistical commodity group number which is required for customs declaration (import/export) and Intrastat notifications.	Whole number 8

3.6 Mediadata for articles

Table: document_allocations

Media data about an article can be transferred in the form of image data (colour images, line drawings, scenario images) and additional documents (e.g.: assembly instructions, data sheets, videos, CAD drawings). Multiple files may be stored for an article.

The file naming convention for image and document files limits the file name to a maximum of 35 characters incl. dot and file extension. Permitted characters are alphanumeric including underscore or hyphen with precisely one dot before the file extension. The file name must not contain any umlauts, special characters, spaces or other punctuation.

Upper and lower case letters are possible in the file name. These are not used to identify the file. For technical reasons, the file name is converted to exclusively lower case following processing. The following sequence and structure of the media file name applies:

Position	Content
1 and 2	Manufacturer identifier in accordance with header data
3 and 4	media type cf. chapter 3.6.2 and 3.6.3
5	Image usage
	User-selected file names (max. 26 characters)
	. Dot in front of filename extension
	Filename extension – 3 or 4 characters

3.6.1 Images

All articles and spare parts from the product range can be allocated to an image or back-up image, whereby the back-up images generally need to be marked in the data set. These depict a product in a substitute capacity for a large number of article variants.

Multiple images may be stored for an article. A distinction between web and print images is made for the use of image files.
The following information about the image files is required for allocation to the article:

Content	Description	Structure
document	Name of the document file (observe file naming convention *cf. 8 Media data for articles*)	Text 35
document_type	Type of document (image) cf. chapter 3.6.2	Code list *2 Document type*
image_Use	Web image or print image	Code list *3 Image use*
substitute_ID	Specification whether the article shown corresponds to the article or is a *substitute article*	true/false
document_description	Content-related detailed description of documents; example: 5 assembly instructions for an article with no differentiation, differentiation is possible in combination with the sorting sequence.	Text 40
document_sort_sequence	Specification of a sequence for multiple documents (incl. image data) about the article for optimum use in the target systems	Whole number

Web images
Web images are primarily needed to display the articles in web applications, such display in the in-house systems of market partners. For these reasons the size of web images is limited to a maximum width of 640 pixels and a maximum height of 480 pixels at an optimum resolution of 72 dpi. The usable graphic formats for web images are usually JPEG (RGB colour space) or PNG.

Printed images
Printed images are used in print media and are approx. 1,500 pixels wide and approx. 1,500 pixels wide at a size of 100x100 mm. Printed image files are provided either in the RGB or CMYK colour space.
The permissible graphics formats for printed images are JPEG (RGB colour space), TIFF or EPS.

Exploded view drawing
An exploded view drawing (also known as exploded drawing, exploded image) is a way of presenting drawings and graphics that breaks down a complex object into its constituent parts (where relevant presented in perspective form). The individual parts or components of a product are spatially separated from one another and presented as if they have been pulled apart.

A document of the media type exploded view drawing can be assigned once per article. In this case it may not be labelled as a substitute and no differentiation between a web or printed image is possible.

Content	**Description**	**Structure**
Document	Name of the document file (observe file naming convention *cf. 2.7 Media data for articles*)	Text 35
Document type	Type of document: Exploded view drawing	X_

3.6.2 Media types for images

The following media types by code list are available both as web images and print images:

Content (Examples)	Description	Media type
Coloured images	Image (black & white or colour) of a free-standing article (no background)	B_, S_
Line drawings	Illustration of an article in a varyingly simplified manner using lines	U_, V_
Logos	Company and product logos	LO
Scenario	Image of an article in an application scenario	MI
Detailed image	View of an article in detail	DT
Lifestyle	Pictorial representation of a practically structured situation from everyday life	LS
KeyVisual	Technical marketing term; describes an image element from advertisements that depicts the promoted article	KV

3.6.3 Documents

All other media data that are not of the file type *image date* are documents by definition. Documents assigned to an article may have a supplementary, informative character or, for example in the case of hazardous goods, may be required in the form of a hazardous goods data sheet. Multiple documents of a document type may be stored for an article.

Supplementary documents may be delivered to the master data server in the standard formats.

Content	Description	Structure
document	Name of the document file (observe file naming convention *cf. 2.7 Media data for articles*)	Text 35
document_type	Type of document	Code list *2 Document type*
document_description	Content-related detailed description of documents; example: 5 assembly instructions (all of type: MA) for an article with no differentiation, differentiation is possible in connection with the sorting order.	Text 40
document_sort_sequence	Specification of a sequence for multiple documents of the same type for optimum use in the target systems	Whole number

3.7 Information about attributes for an article

Table: attributes_of_article

Attributes are used to transfer enhanced characteristics and manifestations of an article. The industrial enterprise may individually define the attribute name, attribute value and attribute unit. Multiple attributes may be defined for an article.

The products can be classified according to the ETIM classification model (electro-technical information model) with the option of using the attributes. ETIM is an initiative for standardising the electronic exchange of product data in the electrical engineering sector to enable electronic trade in the products in question. The standard is specifically harmonised with and tailored to the requirements of the electronics sector and enables the standardised technical description of electrical products and allocation to a product class.

Content	Description	Structure
attribute_system	Unique name of the system (ETIM, Heating Label, 2BA…)	Codeliste *14 System of attributes*
attribute_class	Depending on your system a free class of the attribute or ETIM class ID	String 35
attribute_feature	Depending on your system a free feature of the attribute or ETIM feature ID	String 35
attribute_value	Depending on your system a free feature of the attribute or ETIM Value ID	String 35
attribute_unit	Depending on the system, the unit of the attribute	String 35

4 Definition of long texts

Table: long_text

A long text describes the entire product family or product group for each article, for example the potential length and width specifications of a shower tray or the potential heights of a shower enclosure. The long texts are provided to the customer for example in offers or shop systems. The long text consists of up to 99 long text lines, each made up of a line number and a line text.

Content	Description	Structure
long_text_number	Identification number	Text 8
long_text_line_number	Serial line number of the long text 1-99	Whole number 2
long_text_line	Text content: maximum 40 characters per line	Text 40

5 Definition of groups

Table: groups

The groups that are used for the article (see 2.4) can be defined with the group allocation file.

5.1 Commodity group

The commodity group assigns the article to a specific group structure in the context of use (e.g.: bathtub, tap fitting, radiator) and corresponds for example to the table of contents of the print catalogue. Each defined commodity group contains a group code made up of a maximum of three characters and a descriptive text.

Content	Description	Structure
group_type	Commodity group	Code list *11 Group type*
group_number	Commodity group ID; e.g. 010	Text 3
group_designa-tion	Clear text description of classification e.g.: "Tap fittings"	Text 40

5.2 Product group

After classification into a commodity group, the product group facilitates allocation of the article in terms of e.g. brand, series, or model names. The definition of product groups, the classification and the issue of group codes and the descriptive texts are selected by the company.

Content	Description	Structure
group_type	Product group	Code list *11 Group type*
group_number	Product group ID; e.g. 010001	Text 10
group_designa-tion	Clear text as description of classification e.g.: Tap fitting range *Produkta*	Text 40

5.3 Discount group

A discount group defines multiple articles for which the supplier grants a specific discount. Discount groups simplify the handling of changes to discounts in an article range of the supplier. Using this group type means that the articles do not need to be adapted individually.

Only general information is provided without percentage classifications. The content-related definitions of the discounts and the coding are stipulated by the company. Information about the level of the discount cannot be found in the article master data, but is communicated by the manufacturer itself to the market partners.

Content	Description	Structure
group_type	Discount group	Code list *11 Group type*
group_number	Discount group ID; e.g. RG12	Text 4
group_designa-tion	Clear text as description of classification e.g.: Discount group 12	Text 40

5.4 Bonus group

Bonus groups enable potential terms depending on the purchase quantity (e.g.: payment of bonuses depending on specific purchase quantities) to be allocated to articles. The content-related definitions of the bonus groups and the coding are stipulated by the company. Only general information should be provided without percentage classifications. Information about the level of the bonus cannot be found in the article master data, but is communicated by the manufacturer itself to the market partners.

Content	Description	Structure
group_type	Bonus group	Code list *11 Group type*
group_number	Bonus group ID; e. g. BG1	Text 35
group_designa-tion	Clear text as description of classification e.g.: Bonus group 1	Text 40

5.5 Group document allocation

Table: groups_document_allocations

Supplementary images and documents (advertising material, brochures, pamphlets etc.) may be assigned to each group. Multiple documents may be stored per group.

Content	Description	Structure
document	Name of the document file (observe file naming convention *cf. 2.7 Media data for articles*)	Text 35
document_tye	Type selection in accordance with code list	Code list 2 *Document type*
image_Use	Web image or print image: Specification only relevant for images	Code list *3 Image use*
document_de-scription	Detailed description of contents of assigned documents	Text 40
document_sort_se-quence	Specification of sorting sequence when several documents are assigned to a group	Whole number