

Guidelines of Implementation

EDIFACT SUBSET

EDITEC

ORDERS



ORDERS

Version 4.1

Table of contents

Introduction	3
Message structure.....	4
Message structure diagram.....	6
Segment descriptions	10

ORDERS

Introduction

This EDIFACT subset "Orders" has been prepared by ITEK Service & Consulting GmbH on behalf of the Arbeitsgemeinschaft Neue Medien der deutschen Sanitärindustrie e.V. and the Deutscher Großhandelsverband Haustechnik e.V.

With the EDIFACT subset ORDERS, the order data of the wholesale trade are transferred to the manufacturer in a swift, safe and cost-effective manner. This subset description and these guidelines of implementation normalize and standardize the process of electronic order data transfer from the trade to the industry.

By means of the harmonized use of the order data on the part of the wholesale trade, and by the harmonized processing of this data on the part of the industry, the necessary process reliability is provided for both sender and recipient.

The individual guidelines of implementation are given at the end of each segment and are highlighted in colour. By observing these guidelines of implementation, you will achieve the harmonized processing of your order data by the industry, and the necessary order process reliability. For this reason, the consistent use of the order data as defined in the guidelines of implementation is mandatory for the harmonized processing of your orders on the part of the suppliers.

ITEK Service & Consulting GmbH
Technologiepark 8
33100 Paderborn
Germany

Phone no.: +49 52 51 16 14 0
Fax no.: +49 52 51 16 14 99
E-mail: info@itek.de

The EDIFACT subset is based on the EDIFACT syntax version 3 and the following public documents:

- EDIFACT – Standardized message type "ORDERS"
- UN/EDIFACT Directory 96B, UN/ECE/TRADE/WP.4
- EDIFACT Service Segments Application Guidelines, Draft DIN 16560 - Part 1, February 1994
- UN/EDIFACT code list D.97A

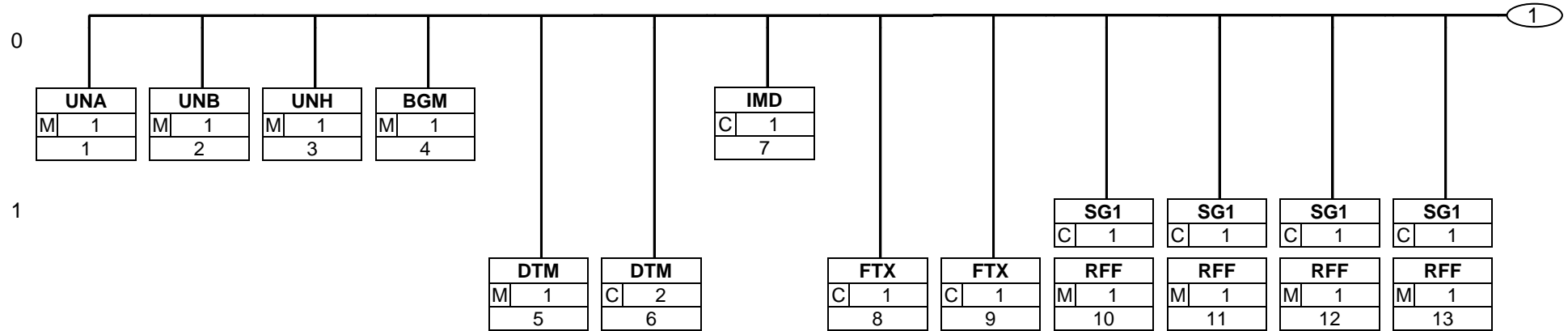
Message structure

UNA	1	M	1	- Separator default
UNB	2	M	1	- User data head segment
UNH	3	M	1	- Message header
BGM	4	M	1	- Beginning of message
DTM	5	M	1	- Order date
DTM	6	C	2	- Requested delivery date/time
IMD	7	C	1	- Description of the message
FTX	8	C	1	- Additional text referring to the order
FTX	9	C	1	- Notification text
SG1		C	1	- Supplier's transaction/object/project/blanket purchase order number
RFF	10	M	1	- Reference data
SG1		C	1	- Object number wholesale/trade
RFF	11	M	1	- Reference data
SG1		C	1	- Object description (characters 1-30)
RFF	12	M	1	- Reference data
SG1		C	1	- Object description (characters 31-60)
RFF	13	M	1	- Reference data
SG1		C	1	- Collective order number
RFF	14	M	1	- Reference data
SG2		C	1	- Supplier
NAD	15	M	1	- Name and address
SG5		C	1	- CTA-COM
CTA	16	M	1	- Communication partner
COM	17	C	3	- Communication link
SG2		C	1	- Wholesaler
NAD	18	M	1	- Name and address
SG5		C	1	- CTA-COM
CTA	19	M	1	- Communication partner
COM	20	C	3	- Communication link
SG2		C	1	- Shipping address
NAD	21	M	1	- Name and address
SG5		C	1	- CTA-COM
CTA	22	M	1	- Communication partner
COM	23	C	3	- Communication link
SG2		C	1	- Consignee
NAD	24	M	1	- Name and address
SG5		C	1	- CTA-COM
CTA	25	M	1	- Communication partner
COM	26	C	3	- Communication link
SG7		C	1	- CUX
CUX	27	M	1	- Currency information
SG18		C	2	- ALC-SG20-SG21
ALC	28	M	1	- Allowances and charges
SG20		C	1	- PCD
PCD	29	M	1	- Percentages
SG21		C	1	- MOA
MOA	30	M	1	- Amount
SG25		C	9999	- LIN-PIA-IMD-IMD-IMD-IMD-QTY-DTM-SG28-SG29-SG39
LIN	31	M	1	- Line item data
PIA	32	C	1	- Generated variant article number
IMD	33	C	2	- Article specification
IMD	34	C	8	- Additional text referring to the line item
IMD	35	C	10	- Generated text referring to the article
IMD	36	C	79	- List of characteristics
QTY	37	M	1	- Quantity

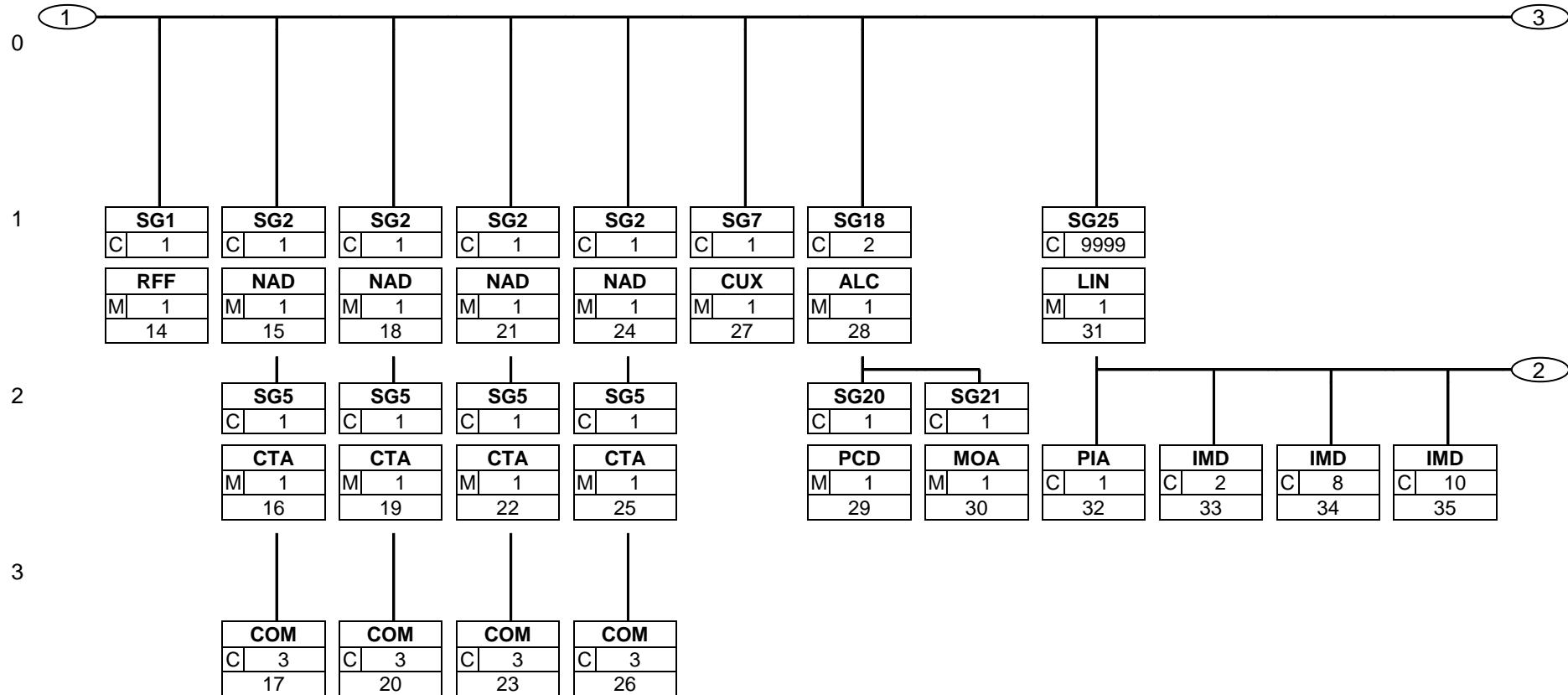
Message structure

DTM	38	C	2	- Date/time/period data
└─ SG28		C	1	- PRI
└─ PRI	39	M	1	- Price information
└─ SG29		C	2	- RFF
└─ RFF	40	M	1	- Reference data
└─ SG39		C	2	- ALC-SG41-SG42
└─ ALC	41	M	1	- Allowances and charges
└─ SG41		C	1	- PCD
└─ PCD	42	M	1	- Percentages
└─ SG42		C	1	- MOA
└─ MOA	43	M	1	- Amount
UNS	44	M	1	- Section control segment
UNT	45	M	1	- Message end segment
UNZ	46	M	1	- User data end segment

Message structure diagram

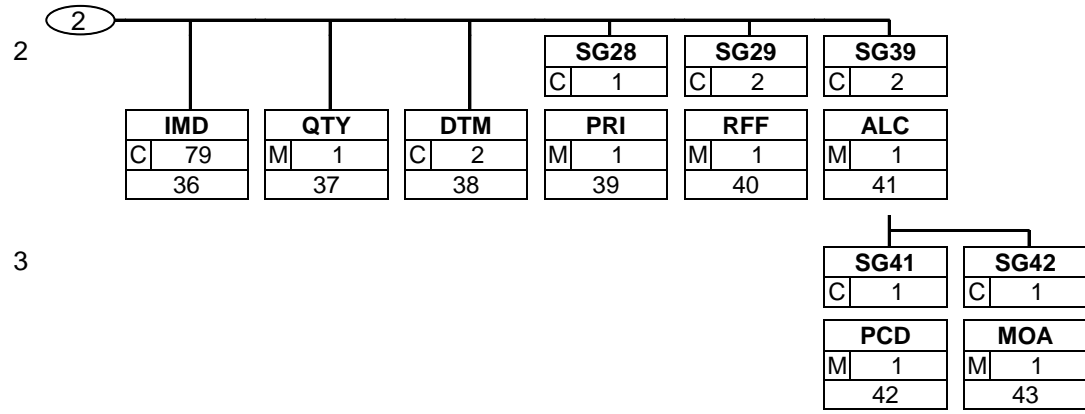


Message structure diagram

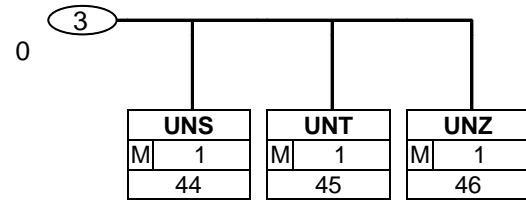


Status: M=Mandatory, C=Conditional, R=Required, O=Optional, D=Dependent, A=Advised, N=Not used, X=Not used

Message structure diagram



Message structure diagram



Segment descriptions

Number	No	Segment	St	Max rep.	Level	Name
0000	1	UNA	M	1	0	Separator default

Tag	Name	St	Format	Use/annotations
UNA				
UNA1	: separator	M	an1	Separates data elements in a data element group : constant
UNA2	+ separator	M	an1	Separates segment designations, data element groups und data elements + constant
UNA3	, decimal marker (comma)	M	an1	, constant
UNA4	? release indicator	M	an1	Restores the original meaning of the mark that follows the release indicator. ? constant
UNA5	blank space	M	an1	Reserved for later applications
UNA6	' segment terminator	M	an1	' constant

Description: In the UNA segment, separators, decimal marks, and release indicators are predefined. These marks are defined only once and apply to the following messages until they are revoked. Consequently, they will not be transferred furthermore.

Example: UNA:+, ? '

ORDERS

Segment descriptions

Number	No	Segment	St	Max rep.	Level	Name
--------	----	---------	----	----------	-------	------

0000	2	UNB	M	1	0	User data head segment
------	---	------------	---	---	---	------------------------

Tag	Name	St	Format	Use/annotations
UNB				
S001	SYNTAX DESIGNATOR	M		
0001	Syntax identification	M	a4	Constant value: UNOC EDIFACT syntax character set C
0002	Syntax version number	M	n1	Constant value: 3 EDIFACT syntax version 3
S002	SENDER OF THE INTERCHANGE FILE	M		
0004	Sender designation	M	an..35	Identifier of the sender (e. g. identification number in the Telebox400)
0007	Participant designation, qualifier	M	an..4	This data element serves for the definite specification of the participants. The following codes are available: 65 sender Telebox400 user ZZZ sender (other network operators) 14 sender GLN SHK SHK mail
S003	RECIPIENT OF THE INTERCHANGE FILE	M		
0010	Recipient designation	M	an..35	Identifier of the recipient (e. g. identification number in the Telebox400)
0007	Participant designation, qualifier	M	an..4	This data element serves for the definite specification of the participants. The following codes are available: 65 recipient Telebox400 user ZZZ recipient (other network operators) 14 recipient GLN SHK SHK mail
S004	DATE/TIME OF CREATION	M		
0017	Date of creation	M	n6	Date of the creation of the message on the side of the sender in YYMMDD format (this format is prescribed by the EDIFACT application guideline for service segments).
0019	Time of creation	M	n4	Format: HHMM
0020	DATA EXCHANGE REFERENCE	M	an..14	Number for each communication address (X.400, Provider, ...) and message type, rising in ascending order. The data exchange reference number serves as a plausibility test for the identification of double transfers and failed transfers. This task is being fulfilled by the converter.
S005		N		
0022		N		Not used in the subset.
0026		N		Not used in the subset.
0029		N		Not used in the subset.
0031		N		Not used in the subset.
0032		N		Not used in the subset.
0035	Test indicator	C	n1	Test indicator

Description: In the UNB segment, specifications re syntax, sender/recipient of the transfer file, the date and time of its creation, and a data transfer reference are transferred.

Example: UNB+UNOC:3+4399901598867:65+Lieferant-DE:65+041214:1517+1+++++1'

Segment descriptions

Number	No	Segment	St	Max rep.	Level	Name
0010	3	UNH	M	1	0	Message header

Tag	Name	St	Format	Use/annotations
UNH				
0062	MESSAGE REFERENCE NUMBER	M	an..14	In each transfer file, every message is consistently numbered in ascending order, beginning with "1". This task is being fulfilled by the converter.
S009	MESSAGE IDENTIFICATION	M		
0065	Message type identification	M	an..6	Constant value: ORDERS Order
0052	Version number of the message type	M	an..3	Constant value: D Draft version/UN/EDIFACT Directory
0054	Release number of the message type	M	an..3	Constant value: 96B UN/EDIFACT Draft Directory D.96B
0051	Administrative organization, coded	M	an..2	UN United Nations UN/ECE/TRADE/WP.4
0057	Application code of the competent organization	M	an..6	Constant value: ITEK41 Version 4.1

Description: In the UNH segment, a message within a transfer file is identified unambiguously.

Example: UNH+1+ORDERS:D:96B:UN:ITEK41'

ORDERS

Segment descriptions

Number	No	Segment	St	Max rep.	Level	Name
0020	4	BGM	M	1	0	Beginning of message

Tag	Name	St	Format	Use/annotations
BGM				
C002	DOCUMENT/MESSAGE NAME	M		
1001	Document/message name, coded	M	an..3	120 Order (stock order) 220 Customer order at the wholesaler's 221 Call-off order / object order 226 Partial call-off order / object order 227 Order on commission (only one customer commission per order) 228 Exhibition order 126 Third-party order YA8 Exceptional order – warehouse (120) YS8 Exceptional order – collective order (447) YK8 Exceptional order – on commission (227) 248 Wholesaler's open purchase order quantity 447 Collective order; indicates an order as a collective order that will be transferred together with other orders of this collective order. The number for the collective order will be transferred in the RFF segment. YAB Exceptional order – pick-up YST Special order – third party YSR Quick stock removal warehouse order 22E Order initiated by the manufacturer
C106	DOCUMENT/MESSAGE IDENTIFICATION	M		
1004	Document/message number	M	an..35	Wholesaler's order number

Description: In the BGM segment, the purpose and the name of the message are defined.

Implementation note: Small orders can be collected over the day and then transferred in one single transfer transaction (e.g. all orders as attachments in one mail) without experiencing adverse effects on conditions. Each of these individual orders is marked as a collective order in the BGM segment. Via the RFF segment these orders are then linked to an additional collective order number. Also without analysing the collective order number the conditions apply to all orders that are transferred.

Example: BGM+120+1'

ORDERS

Segment descriptions

Number	No	Segment	St	Max rep.	Level	Name
0030	5	DTM	M	1	1	Order date

Tag	Name	St	Format	Use/annotations
DTM				
C507	DATE/TIME/PERIOD DATA	M		
2005	Date/time/period data, qualifier	M	an..3	137 document/message date
2380	Date/time/period data	M	an..35	Date, formatted as defined in data element 2379
2379	Date/time/period data, format, qualifier	M	an..3	102 YYYYMMDD

Example: DTM+137:20141015:102'

ORDERS

Segment descriptions

Number	No	Segment	St	Max rep.	Level	Name
--------	----	---------	----	----------	-------	------

0030	6	DTM	C	2	1	Requested delivery date/time
------	---	------------	---	---	---	------------------------------

Tag	Name	St	Format	Use/annotations
DTM				
C507	DATE/TIME/PERIOD DATA	M		
2005	Date/time/period data, qualifier	M	an..3	2 delivery date 17 fixed delivery date 63 delivery date/time, at the latest 64 delivery date/time, at the earliest
2380	Date/time/period data	M	an..35	Date, formatted as defined in data element 2379
2379	Date/time/period data, format, qualifier	M	an..3	102 YYYYMMDD 616 YYYYWW (delivery week) 203 YYYYMMDDHHMM (year-month-day-hour-minute)

Implementation note: Delivery date means the date the goods arrive at their destination. Transmitting the desired delivery date in YYYYMMDD format is recommended. The delivery date stated in the order is not binding for the supplier, the delivery date is the date of the next tour or the date stated in the order confirmation. A fixed delivery date is the signal for special processing. Standard delivery days are suspended. The goods are needed urgently on/by the fixed date.

Example: DTM+2:201410161400:203'

Segment descriptions

Number	No	Segment	St	Max rep.	Level	Name
0060	7	IMD	C	1	0	Description of the message

Tag	Name	St	Format	Use/annotations
IMD				
7077			N	Not used in the subset.
7081			N	Not used in the subset.
C273	DESCRIPTION OF THE MESSAGE		M	
7009	Description of the line item		M an..17	EL express delivery (priority treatment, fastest despatch type sequence possible) VL full delivery (complete delivery) EV express delivery & full delivery

Description: In the IMD segment, an order can be marked as express- and/or full delivery.

Implementation note: EL express delivery
 Orders marked EL will not be despatched by the supplier with the next tour or warehouse delivery, but picked and packed immediately and despatched using the fastest despatch type sequence possible.

VL full delivery
 The order will not be despatched by the supplier before all order items can be delivered in full quantity.

EV express delivery & full delivery
 Here a combination of express delivery and full delivery applies.

Example: IMD+++EL '

ORDERS

Segment descriptions

Number	No	Segment	St	Max rep.	Level	Name
--------	----	---------	----	----------	-------	------

0070	8	FTX	C	1	1	Additional text referring to the order
------	---	------------	---	---	---	--

Tag	Name	St	Format	Use/annotations
FTX				
4451	TEXT, QUALIFIER		M an..3	The following codes are available: ORI Additional text referring to the order
4453			N	Not used in the subset.
C107			N	
4441			N	Not used in the subset.
C108	FREE TEXT		M	
4440	Free text		M an..70	
4440	Free text		C an..70	
4440	Free text		C an..70	
4440	Free text		C an..70	
4440	Free text		C an..70	

Description: In the FTX segment, an additional text referring to the order can be transferred.

Implementation note: EDIFACT orders from the wholesalers are processed fully automatically by the industry. This means that free texts referring to the order are ignored in order processing. EDIFACT orders with qualifiers such as YA8, YS8, YK8, YAB and YST are taken out of automatic processing and integrated in the workflow of the sales back office. There the special agreement transferred in the free text referring to the order will be read, checked and implemented in the order in the supplier's system.

Example: FTX+ORI+++additional text:additional text:additional text:additional text:
additional text'

Segment descriptions

Number	No	Segment	St	Max rep.	Level	Name
0070	9	FTX	C	1	1	Notification text

Tag	Name	St	Format	Use/annotations
FTX				
4451	TEXT, QUALIFIER	M	an..3	DIN notification text for the forwarder
4453		N		Not used in the subset.
C107		N		
4441		N		Not used in the subset.
C108	FREE TEXT	M		
4440	Free text	M	an..70	
4440	Free text	C	an..70	
4440	Free text	C	an..70	
4440	Free text	C	an..70	
4440	Free text	C	an..70	

Description: In the FTX segment, a notification text for the forwarder can be transferred.

Example: FTX+DIN+++free text:free text:free text:free text:free text'

Segment descriptions

Number	No	Segment	St	Max rep.	Level	Name
0080		SG1	C	1	1	Supplier's transaction/object/project/blanket purchase order number This segment group serves the referencing of documents and transactions that the order refers to.
0090	10	RFF	M	1	1	Reference data

Tag	Name	St	Format	Use/annotations
RFF				
C506	REFERENCE DATA	M		
1153	Reference, qualifier	M	an..3	ACE supplier's transaction/object/project/ blanket purchase order number
1154	Reference number	M	an..35	Reference number referring to the qualifier selected in data element 1153

Description: In the RFF segment, numbers regarding documents and transactions that the order refers to are transferred.

Implementation note: ACE Supplier's transaction number (only for BGM 221, 226 or YAB)
These codes serve identification within the processing of object- or blanket purchase orders.

Example: RFF+ACE:1'

Segment descriptions

Number	No	Segment	St	Max rep.	Level	Name
0080		SG1	C	1	1	Item number wholesale/trade
This segment group serves the referencing of documents and transactions that the order refers to.						
0090	11	RFF	M	1	1	Reference data

Tag	Name	St	Format	Use/annotations
RFF				
C506	REFERENCE DATA	M		
1153	Reference, qualifier	M	an..3	AEP item number wholesale/trade
1154	Reference number	M	an..35	Reference number referring to the qualifier selected in data element 1153.

Description: In the RFF segment, numbers regarding documents and transactions that the order refers to are transferred.

Implementation note: AEP Item number wholesale/trade (for information only)
 These codes serve identification within the processing of object- or blanket purchase orders.

Example: RFF+AEP:1'

Segment descriptions

Number	No	Segment	St	Max rep.	Level	Name
0080		SG1	C	1	1	Item description (characters 1-30) This is the first part of the 60-character item description. The remaining characters are transferred in the following RFF segment.
0090	12	RFF	M	1	1	Reference data

Tag	Name	St	Format	Use/annotations
RFF				
C506	REFERENCE DATA	M		
1153	Reference, qualifier	M	an..3	AFO item description (characters 1-30)
1154	Reference number	M	an..35	Reference number referring to the qualifier selected in data element 1153.

Description: In the RFF segment, numbers regarding documents and transactions that the order refers to are transferred.

Implementation note: AFO Item description wholesale/trade (for information only)
These codes serve identification within the processing of object- or blanket purchase orders.

Example: RFF+AFO:1'

Segment descriptions

Number	No	Segment	St	Max rep.	Level	Name
0080		SG1	C	1	1	Item description (characters 31-60) Here the second part of the 60-character item description is transferred.
0090	13	RFF	M	1	1	Reference data

Tag	Name	St	Format	Use/annotations
RFF				
C506	REFERENCE DATA	M		
1153	Reference, qualifier	M	an..3	AFP item description (characters 31-60)
1154	Reference number	M	an..35	Reference number referring to the qualifier selected in data element 1153.

Description: In the RFF segment, numbers regarding documents and transactions that the order refers to are transferred.

Implementation note: AFP Item description wholesale/trade (for information only)
These codes serve identification within the processing of object- or blanket purchase orders.

Example: RFF+AFP:1'

Segment descriptions

Number	No	Segment	St	Max rep.	Level	Name
0080		SG1	C	1	1	Collective order number
This segment group serves the referencing of documents and transactions that the order refers to.						
0090	14	RFF	M	1	1	Reference data

Tag	Name	St	Format	Use/annotations
RFF				
C506	REFERENCE DATA	M		
1153	Reference, qualifier	M	an..3	ACD collective order number
1154	Reference number	M	an..35	Reference number referring to the qualifier selected in data element 1153.

Description: In the RFF segment, numbers regarding documents and transactions that the order refers to are transferred.

Implementation note: ACD Collective order number (only for BGM 447 or YS8)
 These codes serve identification within the processing of object- or blanket purchase orders.

Example: RFF+ACD:1'

ORDERS

Segment descriptions

Number	No	Segment	St	Max rep.	Level	Name
0110		SG2	C	1	1	Manufacturer/supplier
This segment group serves for the indication of the partners and places.						
0120	15	NAD	M	1	1	Name and address

Tag	Name	St	Format	Use/annotations
NAD				
3035	PARTNER, QUALIFIER	M	an..3	SU Manufacturer/supplier (industry)
C082	IDENTIFICATION OF THE PARTNER	M		
3039	Partner identification number, coded	M	an..35	In relation to the qualifier stated above, the identification number of the partner will be provided here.
1131		N		Not used in the subset.
3055	Administrative organization, coded	M	an..3	The following codes are available: 9 GLN (GS1 as the German issuer of the GLN numbers) ZZZ bilaterally agreed upon (customer- and supplier numbers)
C058		N		
3124		N		Not used in the subset.
C080	NAME OF THE PARTNER	C		
3036	Name 1 of the partner	M	an..35	Name 1 of the partner.
3036	Name 2 of the partner	C	an..35	Name 2 of the partner.
3036	Name 3 of the partner	C	an..35	Name 3 of the partner.
C059	STREET	C		
3042	Street and house number	M	an..35	Building name/number and street name
3164	PLACE	C	an..35	
3229		N		Not used in the subset.
3251	POSTAL CODE/ZIP CODE	C	an..9	
3207	COUNTRY, CODED	C	an..3	The most important country codes according to ISO 3166 (the postal codes have to be given on the delivery note papers): BE Belgium BG Bulgaria DK Denmark DE Germany FI Finland FR France GR Greece GB Great Britain IE Ireland IT Italy CA Canada LU Luxembourg NL Netherlands NO Norway AT Austria PT Portugal SE Sweden CH Switzerland ES Spain TR Turkey US USA

Description: In the NAD segment, data for the identification of the parties involved as well as important address details are transferred.

Example: NAD+SU+4012345000009::9++Joe:John:Sample+Any Street 16+Any City++12345+DE'

Segment descriptions

Number	No	Segment	St	Max rep.	Level	Name
0210		SG5	C	1	2	CTA-COM
This segment group contains the CTA segment for the indication of the contact person and the COM segment for the indication of the communication link with the contact person.						
0220	16	CTA	M	1	2	Communication partner

Tag	Name	St	Format	Use/annotations
CTA				
3139		N		Not used in the subset.
C056	DEPARTMENT OR EMPLOYEE DETAILS	M		
3413		N		Not used in the subset.
3412	Department or person responsible	M	an..35	Name of the person responsible for the transaction

Description: In the CTA segment, the name of the person responsible for the transaction at hand, both at the sender's and the recipient's, can be transferred.

Example: CTA++:Joe Sample'

Segment descriptions

Number	No	Segment	St	Max rep.	Level	Name
0210		SG5	C	1	2	CTA-COM
This segment group contains the CTA segment for the indication of the contact person and the COM segment for the indication of the communication link with the contact person.						
0230	17	COM	C	3	3	Communication link

Tag	Name	St	Format	Use/annotations
COM				
C076	COMMUNICATION LINK		M	
3148	Communication number		M an..512	
3155	Communication channel/service, qualifier		M an..3	The following codes are available: EM E-Mail FX Facsimile TE Telephone

Description: A segment for the indication of the communication number and -type of the person responsible or department referred to in the CTA segment.

Example: COM+joe_sample@e_mail.de:EM'

ORDERS

Segment descriptions

Number	No	Segment	St	Max rep.	Level	Name
0110		SG2	C	1	1	Wholesaler
This segment group serves for the indication of the partners and places.						
0120	18	NAD	M	1	1	Name and address

Tag	Name	St	Format	Use/annotations
NAD				
3035	PARTNER, QUALIFIER	M	an..3	The qualifier ST is only to be used for third-party deliveries. WS Wholesaler
C082	IDENTIFICATION OF THE PARTNER	M		
3039	Partner identification number, coded	M	an..35	In relation to the qualifier stated above, the identification number of the partner will be provided here.
1131		N		Not used in the subset.
3055	Administrative organization, coded	M	an..3	The following codes are available: 9 GLN (GS1 as the German issuer of the GLN numbers) ZZZ bilaterally agreed upon (customer- and supplier numbers)
C058		N		
3124		N		Not used in the subset.
C080	NAME OF THE PARTNER	C		
3036	Name 1 of the partner	M	an..35	Name 1 of the partner.
3036	Name 2 of the partner	C	an..35	Name 2 of the partner.
3036	Name 3 of the partner	C	an..35	Name 3 of the partner.
C059	STREET	C		
3042	Street and house number	M	an..35	Building name/number and street name
3164	PLACE	C	an..35	
3229		N		Not used in the subset.
3251	POSTAL CODE/ZIP CODE	C	an..9	
3207	COUNTRY, CODED	C	an..3	The most important country codes according to ISO 3166 (the postal codes have to be given on the delivery note papers): BE Belgium BG Bulgaria DK Denmark DE Germany FI Finland FR France GR Greece GB Great Britain IE Ireland IT Italy CA Canada LU Luxembourg NL Netherlands NO Norway AT Austria PT Portugal SE Sweden CH Switzerland ES Spain TR Turkey US USA

Description: In the NAD segment, data for the identification of the parties involved as well as important address details are transferred.

Example: NAD+WS+401234500009:::9++Joe:John:Sample+Any Street 16+Any City++12345+DE'

ORDERS

Segment descriptions

Number	No	Segment	St	Max rep.	Level	Name
0210		SG5	C	1	2	CTA-COM
This segment group contains the CTA segment to indicate a contact person.						
0220	19	CTA	M	1	2	Communication partner

Tag	Name	St	Format	Use/annotations
CTA				
3139		N		Not used in the subset.
C056	DEPARTMENT OR EMPLOYEE DETAILS	M		
3413		N		Not used in the subset.
3412	Department or person responsible	M	an..35	Name of the person responsible for the transaction

Description: In the CTA segment, the name of the person responsible for the transaction at hand, both at the sender's and the recipient's, can be transferred.

Example: CTA++:Joe Sample'

Segment descriptions

Number	No	Segment	St	Max rep.	Level	Name
0210		SG5	C	1	2	CTA-COM
This segment group contains the CTA segment to indicate a contact person.						
0230	20	COM	C	3	3	Communication link

Tag	Name	St	Format	Use/annotations
COM				
C076	COMMUNICATION LINK		M	
3148	Communication number		M an..512	
3155	Communication channel/service, qualifier		M an..3	The following codes are available: EM E-Mail FX Facsimile TE Telephone

Description: A segment for the indication of the communication number and -type of the person responsible or department referred to in the CTA segment.

Example: COM+joe_sample@e_mail.de:EM'

ORDERS

Segment descriptions

Number	No	Segment	St	Max rep.	Level	Name
0110		SG2	C	1	1	Shipping address
This segment group serves for the indication of the partners and places.						
0120	21	NAD	M	1	1	Name and address

Tag	Name	St	Format	Use/annotations
NAD				
3035	PARTNER, QUALIFIER	M	an..3	The qualifier ST is only to be used for third-party deliveries. ST third-party delivery
C082	IDENTIFICATION OF THE PARTNER	C		
3039	Partner identification number, coded	M	an..35	In relation to the qualifier stated above, the identification number of the partner will be provided here.
1131		N		Not used in the subset.
3055	Administrative organization, coded	C	an..3	The following codes are available: 9 GLN (GS1 as the German issuer of the GLN numbers) ZZZ bilaterally agreed upon (customer- and supplier numbers)
C058		N		
3124		N		Not used in the subset.
C080	NAME OF THE PARTNER	M		
3036	Name 1 of the partner	M	an..35	Name 1 of the partner.
3036	Name 2 of the partner	C	an..35	Name 2 of the partner.
3036	Name 3 of the partner	C	an..35	Name 3 of the partner.
C059	STREET	M		
3042	Street and house number	M	an..35	Building name/number and street name
3164	PLACE	M	an..35	
3229		N		Not used in the subset.
3251	POSTAL CODE/ZIP CODE	M	an..9	
3207	COUNTRY, CODED	M	an..3	The most important country codes according to ISO 3166 (the postal codes have to be given on the delivery note papers): BE Belgium BG Bulgaria DK Denmark DE Germany FI Finland FR France GR Greece GB Great Britain IE Ireland IT Italy CA Canada LU Luxembourg NL Netherlands NO Norway AT Austria PT Portugal SE Sweden CH Switzerland ES Spain TR Turkey US USA

Description: In the NAD segment, data for the identification of the parties involved as well as important address details are transferred.

Implementation note: Here the partner's name and address have to be given.

Example: NAD+ST+4012345000009::9++Joe:John:Sample+Any Street 16+Any City++12345+DE'

Segment descriptions

Number	No	Segment	St	Max rep.	Level	Name
0210		SG5	C	1	2	CTA-COM
This segment group contains the CTA segment for the indication of the contact person and the COM segment for the indication of the communication link.						
0220	22	CTA	M	1	2	Communication partner

Tag	Name	St	Format	Use/annotations
CTA				
3139		N		Not used in the subset.
C056	DEPARTMENT OR EMPLOYEE DETAILS	M		
3413		N		Not used in the subset.
3412	Department or person responsible	M	an..35	Name of the person responsible for the transaction

Description: In the CTA segment, the name of the person responsible for the transaction at hand, both at the sender's and the recipient's, can be transferred.

Example: CTA++:Joe Sample'

Segment descriptions

Number	No	Segment	St	Max rep.	Level	Name
0210		SG5	C	1	2	CTA-COM
This segment group contains the CTA segment for the indication of the contact person and the COM segment for the indication of the communication link.						
0230	23	COM	C	3	3	Communication link

Tag	Name	St	Format	Use/annotations
COM				
C076	COMMUNICATION LINK	M		
3148	Communication number	M	an..512	
3155	Communication channel/service, qualifier	M	an..3	The following codes are available: EM E-Mail FX Facsimile TE Telephone

Description: A segment for the indication of the communication number and -type of the person responsible or department referred to in the CTA segment.

Example: COM+joe_sample@e_mail.de:EM'

ORDERS

Segment descriptions

Number	No	Segment	St	Max rep.	Level	Name
0110		SG2	C	1	1	Consignee
This segment group serves for the indication of the partners and places.						
0120	24	NAD	M	1	1	Name and address

Tag	Name	St	Format	Use/annotations
NAD				
3035	PARTNER, QUALIFIER	M	an..3	The qualifier ST is only to be used for third-party deliveries DP Consignee wholesaler
C082	IDENTIFICATION OF THE PARTNER	M		
3039	Partner identification number, coded	M	an..35	In relation to the qualifier stated above, the identification number of the partner will be provided here.
1131		N		Not used in the subset.
3055	Administrative organization, coded	M	an..3	The following codes are available: 9 GLN (GS1 as the German issuer of the GLN numbers) ZZZ bilaterally agreed upon (customer- and supplier numbers)
C058		N		
3124		N		Not used in the subset.
C080	NAME OF THE PARTNER	M		
3036	Name 1 of the partner	M	an..35	Name 1 of the partner.
3036	Name 2 of the partner	C	an..35	Name 2 of the partner.
3036	Name 3 of the partner	C	an..35	Name 3 of the partner.
C059	STREET	M		
3042	Street and house number	M	an..35	Building name/number and street name
3164	PLACE	M	an..35	
3229		N		Not used in the subset.
3251	POSTAL CODE/ZIP CODE	M	an..9	
3207	COUNTRY, CODED	M	an..3	The most important country codes according to ISO 3166 (the postal codes have to be given on the delivery note papers): BE Belgium BG Bulgaria DK Denmark DE Germany FI Finland FR France GR Greece GB Great Britain IE Ireland IT Italy CA Canada LU Luxembourg NL Netherlands NO Norway AT Austria PT Portugal SE Sweden CH Switzerland ES Spain TR Turkey US USA

Description: In the NAD segment, data for the identification of the parties involved as well as important address details are transferred.

Implementation note: Either the NAD segment for the wholesaler (WS) or the NAD segment for the consignee (DP) has to be transferred.

Example: NAD+DP+4012345000009::9++Joe:John:Sample+Any Street 16+Any City++12345+DE'

ORDERS

Segment descriptions

Number	No	Segment	St	Max rep.	Level	Name
0210		SG5	C	1	2	CTA-COM
This segment group contains the CTA segment to indicate a contact person.						
0220	25	CTA	M	1	2	Communication partner

Tag	Name	St	Format	Use/annotations
CTA				
3139		N		Not used in the subset.
C056	DEPARTMENT OR EMPLOYEE DETAILS	M		
3413		N		Not used in the subset.
3412	Department or person responsible	M	an..35	Name of the person responsible for the transaction

Description: In the CTA segment, the name of the person responsible for the transaction at hand, both at the sender's and the recipient's, can be transferred.

Example: CTA++:Joe Sample'

Segment descriptions

Number	No	Segment	St	Max rep.	Level	Name
0210		SG5	C	1	2	CTA-COM
This segment group contains the CTA segment to indicate a contact person.						
0230	26	COM	C	3	3	Communication link

Tag	Name	St	Format	Use/annotations
COM				
C076	COMMUNICATION LINK		M	
3148	Communication number		M an..512	
3155	Communication channel/service, qualifier		M an..3	The following codes are available: EM E-Mail FX Facsimile TE Telephone

Description: A segment for the indication of the communication number and -type of the person responsible or department referred to in the CTA segment.

Example: COM+joe_sample@e_mail.de:EM'

Segment descriptions

Number	No	Segment	St	Max rep.	Level	Name
0280		SG7	C	1	1	CUX
This segment group contains the CUX segment und serves to transfer a reference currency for the entire invoice.						
0290	27	CUX	M	1	1	Currency information

Tag	Name	St	Format	Use/annotations
CUX				
C504	CURRENCY DATA		C	
6347	Currency data, qualifier		M an..3	Constant value: 2 Reference currency
6345	Currency, coded		C an..3	The most important currency codes according to ISO 4217: DKK Danish kroner (crowns) EUR Euros GBP British pounds CAD Canadian dollars NOK Norwegian kroner (crowns) PLN Polish zloty SEK Swedish krona (crowns) CHF Swiss francs USD US dollars

- Description:** In the CUX segment, data referring to currency units required for international transactions are transferred.
- Implementation note:** If prices are transferred, the indication is mandatory.
- Example:** CUX+2 : DKK '

ORDERS

Segment descriptions

Number	No	Segment	St	Max rep.	Level	Name
0690		SG18	C	2	1	ALC-SG20-SG21
This segment group serves to transfer allowances and charges for the entire invoice.						
0700	28	ALC	M	1	1	Allowances and charges

Tag	Name	St Format	Use/annotations
ALC			
5463	ALLOWANCES AND CHARGES, QUALIFIER	M an..3	A allowance C charge
C552		N	
1230		N	Not used in the subset.
4471		N	Not used in the subset.
1227		N	Not used in the subset.
C214	SPECIAL SERVICES	M	
7161	Special services, coded	M an..3	The following codes are available: FI monetary value per order RAA discount rate

Description: In the ALC segment, allowances and charges for the entire order can be transferred.

Example: ALC+A++++RAA '

Segment descriptions

Number	No	Segment	St	Max rep.	Level	Name
0760		SG20	C	1	2	PCD
This segment group contains the PCD segment and serves the transfer of allowance and charge percentages.						
0770	29	PCD	M	1	2	Percentages

Tag	Name	St Format	Use/annotations
PCD			
C501	PERCENTAGES	M	
5245	Percentages, qualifier	M an..3	3 percentage rate
5482	Percentage	M n..10	Indication of percentage with two decimal places

Description: In the PCD segment, the percentage rate for allowances and charges is transferred.

Example: PCD+3:9'

ORDERS

Segment descriptions

Number	No	Segment	St	Max rep.	Level	Name
0790		SG21	C	1	2	MOA
This segment group contains the MOA segment and serves the transfer of allowances and charges as a fixed amount.						
0800	30	MOA	M	1	2	Amount

Tag	Name	St Format	Use/annotations
MOA			
C516	AMOUNT	M	
5025	Amount, qualifier	M an..3	8 amount
5004	Amount	M n..18	Allowance or charge with two decimal places max.

Description: In the MOA segment, an allowance or charge is transferred as an amount.

Example: MOA+8 : 9'

Segment descriptions

Number	No	Segment	St	Max rep.	Level	Name
0930		SG25	C	9999	1	LIN-PIA-IMD-QTY-DTM-SG28-SG29-SG39
This segment group serves the transfer of the line item data.						
0940	31	LIN	M	1	1	Line item data

Tag	Name	St	Format	Use/annotations
LIN				
1082	LINE ITEM NUMBER	M	n..6	Unambiguous line item number assigned by the wholesaler
1229		N		Not used in the subset.
C212	PRODUCT IDENTIFICATION	C		
7140	Goods/service number	M	an..35	Article number assigned by supplier; if there is none available, there will be a text specification in the "IMD" segment. The data element group C212 will not be transferred in this case.
7143	Goods/service number type, coded	M	an..3	The following codes are available: BA basic article number EN GTIN MF article number assigned by supplier

Description: In the LIN segment, an invoice line item is identified by a consecutive line item number and also by an article number.

Implementation note: If a variant item is transferred, only the line item number will be transferred. The generated final article number and the basic article number are transferred in PIA segments.

Example: LIN+9++1:BA'

ORDERS

Segment descriptions

Number	No	Segment	St	Max rep.	Level	Name
--------	----	---------	----	----------	-------	------

0930		SG25	C	9999	1	LIN-PIA-IMD-QTY-DTM-SG28-SG29-SG39
------	--	-------------	---	------	---	------------------------------------

This segment group serves the transfer of the line item data.

0950	32	PIA	C	1	2	Generated variant article number
------	----	------------	---	---	---	----------------------------------

Tag	Name	St	Format	Use/annotations
PIA				
4347	PRODUCT IDENTIFICATION FUNCTION	M	an..3	1 additional product information
C212	GOODS/SERVICE NUMBER IDENTIFICATION		M	
7140	Goods/service number	M	an..35	Article number
7143	Goods/service number, coded	M	an..3	GA generated article number (for variant articles)
C212	GOODS/SERVICE NUMBER IDENTIFICATION		C	
7140	Goods/service number	M	an..35	Article number
7143	Goods/service number, coded	M	an..3	GA generated article number (for variant articles)
C212	GOODS/SERVICE NUMBER IDENTIFICATION		C	
7140	Goods/service number	M	an..35	Article number
7143	Goods/service number, coded	M	an..3	GA generated article number (for variant articles)
C212	GOODS/SERVICE NUMBER IDENTIFICATION		C	
7140	Goods/service number	M	an..35	Article number
7143	Goods/service number, coded	M	an..3	GA generated article number (for variant articles)
C212	GOODS/SERVICE NUMBER IDENTIFICATION		C	
7140	Goods/service number	M	an..35	Article number
7143	Goods/service number, coded	M	an..3	GA generated article number (for variant articles)

Implementation note:

The segment serves the transfer of the generated article number for variant articles. It is transferred in the repetitions of data element group C212 in data element 7143.

Article number to be transferred:

4711_A123_A456_A789_B123_B456_B789_C123_C456_C789_D123_D456

PIA segment

PIA+1+ 4711_A123_A456_A789_B123_B456_B789_:GA::89+C123_C456_C789_D123_D456 :GA::89'

Example:

PIA+1+1:GA+1:GA+1:GA+1:GA+1:GA'

ORDERS

Segment descriptions

Number	No	Segment	St	Max rep.	Level	Name
0930		SG25	C	9999	1	LIN-PIA-IMD-QTY-DTM-SG28-SG29-SG39
This segment group serves the transfer of the line item data.						
0960	33	IMD	C	2	2	Article specification

Tag	Name	St	Format	Use/annotations
IMD				
7077		N		Not used in the subset.
7081		N		Not used in the subset.
C273	LINE ITEM DESCRIPTION	M		
7009	Line item description	M	an..17	SP article specification
1131		N		Not used in the subset.
3055		N		Not used in the subset.
7008	Line item description	M	an..35	Characters 1-35.
7008	Line item description	C	an..5	Characters 36-40.

Description: This segment is used in the absence of an article number, or if there is no unambiguous number. For item specification, 2*40 characters of item text are available by repeating the IMD segment twice.

Example: IMD+++SP::free text free text free text free:text '

ORDERS

Segment descriptions

Number	No	Segment	St	Max rep.	Level	Name
0930		SG25	C	9999	1	LIN-PIA-IMD-QTY-DTM-SG28-SG29-SG39
This segment group serves the transfer of the line item data.						
0960	34	IMD	C	8	2	Additional text referring to the line item

Tag	Name	St	Format	Use/annotations
IMD				
7077		N		Not used in the subset.
7081		N		Not used in the subset.
C273	LINE ITEM DESCRIPTION	M		
7009	Line item description	M	an..17	ZU additional text referring to the line item
1131		N		Not used in the subset.
3055		N		Not used in the subset.
7008	Line item description	M	an..35	Characters 1-35.
7008	Line item description	C	an..5	Characters 36-40.

Description: This segment is used if in addition to the article number and possibly an item text a verbal description of the item is required. In this case the IMD segment can be repeated up to eight times, with 40 characters each (i.e. a total of 320 characters). If possible, this segment should not be used as it requires manual processing of the message.

Example: `IMD+++ZU:::free text free text free text free:text '`

Segment descriptions

Number	No	Segment	St	Max rep.	Level	Name
0930		SG25	C	9999	1	LIN-PIA-IMD-QTY-DTM-SG28-SG29-SG39
This segment group serves the transfer of the line item data.						
0960	35	IMD	C	10	2	Generated text referring to the article

Tag	Name	St	Format	Use/annotations
IMD				
7077			N	Not used in the subset.
7081			N	Not used in the subset.
C273	LINE ITEM DESCRIPTION		M	
7009	Line item description		M an..17	This code is used for transferring the generated article text referring to a variant article. It is transferred in text segments of 35 characters each in the data elements 7008. GAT generated text referring to the article
1131			N	Not used in the subset.
3055			N	Not used in the subset.
7008	Line item description		M an..35	
7008	Line item description		C an..35	

Description: The segment serves the transfer of the generated article text referring to variant articles.

Example: IMD+++GAT:::generated text generated text gener:ated '

ORDERS

Segment descriptions

Number	No	Segment	St	Max rep.	Level	Name
0930		SG25	C	9999	1	LIN-PIA-IMD-QTY-DTM-SG28-SG29-SG39
This segment group serves the transfer of the line item data.						
0960	36	IMD	C	79	2	List of characteristics

Tag	Name	St	Format	Use/annotations
IMD				
7077			N	Not used in the subset.
7081			N	Not used in the subset.
C273	LINE ITEM DESCRIPTION		M	
7009	Line item description		M an..17	This code is used for transferring a list of characteristics referring to a variant article. Here, the characteristics identifier is transferred in the first data element 7008, and the characteristics value in the second data element 7008. M characteristic
1131			N	Not used in the subset.
3055			N	Not used in the subset.
7008	Line item description		M an..35	
7008	Line item description		C an..35	

Description: The segment serves the transfer of the list of characteristics.

Example: IMD+++M::characteristics identifier:characteristics value'

ORDERS

Segment descriptions

Number	No	Segment	St	Max rep.	Level	Name
--------	----	---------	----	----------	-------	------

0930		SG25	C	9999	1	LIN-PIA-IMD-QTY-DTM-SG28-SG29-SG39
------	--	-------------	---	------	---	------------------------------------

This segment group serves the transfer of the line item data.

0980	37	QTY	M	1	2	Quantity
------	----	------------	---	---	---	----------

Tag	Name	St	Format	Use/annotations
QTY				
C186	QUANTITY	M		
6063	Quantity, qualifier	M	an..3	12 Quantity
6060	Quantity	M	n..15	Quantity with three decimal places max.
6411	Measurement unit, qualifier	M	an..3	The following codes are available: CMK square centimetre CMQ cubic centimetre CMT centimetre DZN dozen GRM gram HLT hectolitre HUR hour KGM kilogramme KTM kilometre LTR litre MIN minute MMT millimetre MTK square metre MTQ cubic metre MTR metre PAK pack PCE piece PR pair RO number of rolls SET set TNE metric ton UI unit of work ZZZ additional order note (cf. Implementation note article sets)

Description: In the QTY segment, the quantity ordered and the measurement unit are transferred.

Example: QTY+12:9:PCE'

ORDERS

Segment descriptions

Number	No	Segment	St	Max rep.	Level	Name
0930		SG25	C	9999	1	LIN-PIA-IMD-QTY-DTM-SG28-SG29-SG39
This segment group serves the transfer of the line item data.						
1010	38	DTM	C	2	2	Date/time/period data

Tag	Name	St	Format	Use/annotations
DTM				
C507	Requested delivery date/time		M	
2005	Date/time/period data		M an..3	The following codes are available: 2 delivery date 17 fixed delivery date 63 date/time of delivery, at the latest 64 date/time of delivery, at the earliest
2380	Date/time/period data		M an..35	Date, formatted as defined in data element 2379
2379	Date/time/period data, format, qualifier		M an..3	102 YYYYMMDD 616 YYYYWW (delivery week) 203 YYYYMMDDHHMM (year-month-day-hour-minute)

Description: In the DTM segment, for individual line items delivery date specifications can be given that differ from those in the header.

Implementation note: Delivery date means the date the goods arrive at their destination. Transmitting the desired delivery date in YYYYMMDD format is recommended. The delivery date stated in the order is not binding for the supplier, the delivery date is the date of the next tour or the date stated in the order confirmation.

Example: DTM+2:20141016:102'

ORDERS

Segment descriptions

Number	No	Segment	St	Max rep.	Level	Name
--------	----	---------	----	----------	-------	------

1180 **SG28** C 1 2 **PRI**

This segment group contains the PRI segment and serves for the transfer of line item prices.

1190 39 **PRI** M 1 2 **Price information**

Tag	Name	St	Format	Use/annotations
PRI				
C509	PRICE INFORMATION	M		
5125	Price, qualifier	M	an..3	The following codes are available: GRP gross price NTP net price
5118	Price	M	n..15	Price of the item, with two decimal places
5375		N		Not used in the subset.
5387		N		Not used in the subset.
5284	Price basis per unit	M	n..9	The quantity that the previously stated price and the measurement unit stated in data element 6411 refer to. If, for instance, the price refers to one piece, this data element has to state a "1", and data element 6411 has to state the Code "PCE" for "piece". Analogous to the master data, the following values are possible for the price basis: "1" = 1 unit "10" = 10 units "100" = 100 units "1000" = 1000 units
6411	Measurement unit, qualifier	M	an..3	This data element should only be used if the indication of price refers to another measurement unit than the indication of quantity in the order. The following codes are available: CMK square centimetre CMQ cubic centimetre CMT centimetre DZN dozen GRM gram HLT hectolitre HUR hour KGM kilogramme KTM kilometre LTR litre MIN minute MMT millimetre MTK square metre MTQ cubic metre MTR metre PAK pack PCE piece PR pair RO number of rolls SET set TNE metric ton UI unit of work ZZZ additional order note (cf. Implementation note article sets)

Description: In the PRI segment, prices are transferred if they differ from the framework agreement.

Implementation note: Usually, there are fixed arrangements between suppliers and wholesalers referring to prices and conditions. For this reason, many manufacturers will not read and not adopt the data referring to prices and conditions in your EDIFACT orders. Thus, the advice may be given here to do without the transfer of prices and conditions. This will also reduce the amount of data. If the prices and conditions agreed upon for the current order vary from the fixed arrangements, they may be transferred with this segment by way of an Exceptional Order (BGM / 002 / 1001 YA8, YS8 and YK8).

Example: PRI+GRP:9:::9:PCE'

Segment descriptions

Number	No	Segment	St	Max rep.	Level	Name
1240		SG29	C	2	2	RFF
This segment group serves the referencing of a possible preceding offer or agreement.						
1250	40	RFF	M	1	2	Reference data

Tag	Name	St	Format	Use/annotations
RFF				
C506	REFERENCE DATA	M		
1153	Reference, qualifier	M	an..3	ACE supplier's transaction/object/project/blanket purchase order number Indicates the supplier's consecutive line item number for the call-off/object order.
1154	Reference number	M	an..35	Reference number referring to the qualifier selected in data element 1153. The supplier's consecutive line item number is only filled in if there is a reference to a current offer.
1156	Line item number	M	an..6	

Description: In the RFF segment, numbers regarding documents that the order line item refers to are transferred.

Example: RFF+ACE:1:1'

Segment descriptions

Number	No	Segment	St	Max rep.	Level	Name
1600		SG39	C	2	2	ALC-SG41-SG42
This segment group serves to transfer allowances and charges for order line items.						
1610	41	ALC	M	1	2	Allowances and charges

Tag	Name	St	Format	Use/annotations
ALC				
5463	ALLOWANCES AND CHARGES, QUALIFIER	M	an..3	A allowance C charge
C552		N		
1230		N		Not used in the subset.
4471		N		Not used in the subset.
1227		N		Not used in the subset.
C214	SPECIAL SERVICES	M		
7161	Special services, coded	M	an..3	The following codes are available: FI monetary value per order RAA discount rate EURO values are absolute, fixed values and are appropriated in the final step of the chain calculation.

Description: In the ALC segment, allowances and charges for individual line items are transferred.

Example: ALC+A++++RAA '

Segment descriptions

Number	No	Segment	St	Max rep.	Level	Name
1670		SG41	C	1	3	PCD
This segment group serves the transfer of allowance and charge percentages.						
1680	42	PCD	M	1	3	Percentages

Tag	Name	St	Format	Use/annotations
PCD				
C501	PERCENTAGES	M		
5245	Percentages, qualifier	M	an..3	3 percentage rate
5482	Percentage	M	n..10	Indication of percentage with two decimal places

Description: In the PCD segment, the percentage rate for allowances and charges is transferred.

Example: PCD+3:9'

ORDERS

Segment descriptions

Number	No	Segment	St	Max rep.	Level	Name
1700		SG42	C	1	3	MOA
This segment group serves the transfer of allowances and charges as a fixed amount.						
1710	43	MOA	M	1	3	Amount

Tag	Name	St Format	Use/annotations
MOA			
C516	AMOUNT	M	
5025	Amount, qualifier	M an..3	8 amount
5004	Amount	M n..18	Allowance or charge with two decimal places

Description: In the MOA segment, an allowance or charge is transferred as an amount.

Example: MOA+8:9'

Segment descriptions

Number	No	Segment	St	Max rep.	Level	Name
2090	44	UNS	M	1	0	Section control segment

Tag	Name	St	Format	Use/annotations
0081	SECTION IDENTIFIER, CODED	M	a1	Constant value: S Separation of line item- and sum section

Description: The UNS segment is a service segment and marks the separation of line item- and sum section.
Example: UNS+S'

Segment descriptions

Number	No	Segment	St	Max rep.	Level	Name
2160	45	UNT	M	1	0	Message end segment

Tag	Name	St	Format	Use/annotations
UNT				
0074	NUMBER OF SEGMENTS IN ONE MESSAGE	M	n..6	Number of segments transferred in this message, incl. segments UNH and UNT.
0062	MESSAGE REFERENCE NUMBER	M	an..14	The same reference number as in UNH / 0062 has to be entered here. Upon receipt of message, this number will be compared with the entry in the segment UNH.

Description: In the UNT segment, the number of segments and a message reference number are transferred for a plausibility check.

Example: UNT+43+1'

Segment descriptions

Number	No	Segment	St	Max rep.	Level	Name
0000	46	UNZ	M	1	0	User data end segment

Tag	Name	St	Format	Use/annotations
UNZ				
0036	DATA EXCHANGE COUNTER	M	n..6	Here the number of messages within the user data frame UNB...UNZ is entered.
0020	DATA EXCHANGE REFERENCE	M	an..14	Here the same reference number as in UNB / 0020 has to be entered. Upon receipt of the user data frame, this number is compared to the entry in the segment UNB.

Description: In the UNZ segment, a data exchange counter and a data exchange reference can be transferred.

Example: UNZ+1+1'